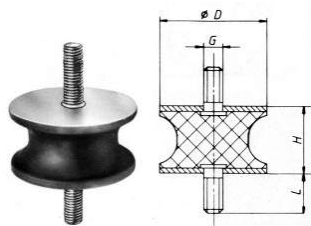


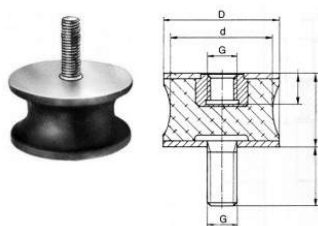


Typ AT (Talia) ST



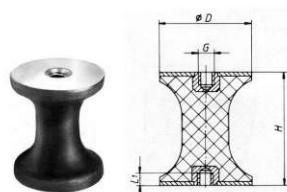
Art.-Nr.	D	H	G	L
AT 10X10	10	10	M4	10
AT 20X15	20	15	M6	18
AT 20X19	20	19	M6	15
AT 20X30	20	30	M6	12
AT 20X40	20	40	M6	12
AT 25X20/S	25	20	M6	15
AT 30X20	30	20	M8	20
AT 30X25	30	25	M8	15
AT 40X28	40	28	M10	20
AT 40X30	40	30	M8	20
AT 40X48	40	48	M8	23
AT 46X25	46	25	M10	20
AT 50X30	50	30	M10	33
AT 75X40	75	40	M12	37
AT100X55	100	55	M16	43
AT100X75	100	75	M16	43

Typ BT (Talia) ST



Art.-Nr.	D	H	G	L	L1
BT 10X10	10	10	M4	10	4
BT 20X15	20	15	M6	18	6
BT 20X19	20	19	M6	10	6
BT 25X20	25	20	M6	18	6
BT 30X20	30	20	M8	20	8
BT 40X30/S3	40	30	M8	23	8
BT 40X30	40	30	M10	20	10
BT 55X45	55	45	M10	20	10
BT 60X60	60	60	M10	20	10

Typ CT (Talia) ST



Art.-Nr.	D	H	G	L1
CT 10X10	10	10	M4	4
CT 20X30	20	30	M6	6
CT 30X20	30	20	M8	8
CT 40X30	40	30	M8	8
CT 40X48	40	48	M8	8
CT 50X30	50	30	M10	10
CT 75X40	75	40	M12	12
CT 100X55	100	55	M16	18