



Akustik 1



Akustik 3



Akustik 4



Akustik Rapid



Akustik Safety

Akustik + Sylomer®: Range

Sylomer® 30


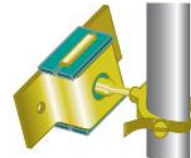
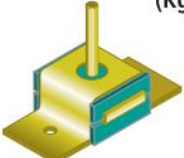
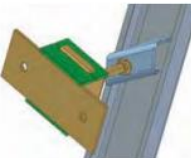
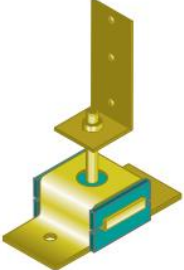
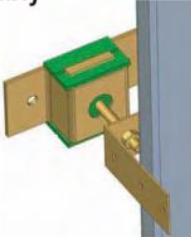
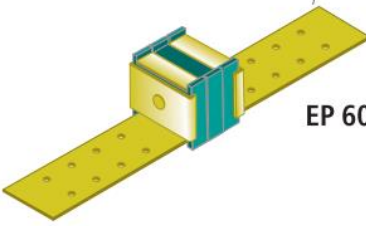
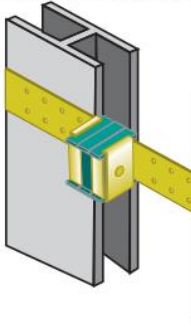
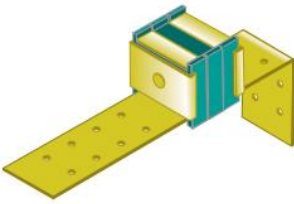

	Description	Summary	(kg) Max. Load.	Ref.
	Akustik 1 + Sylomer®30 Type A	Metal armor of the Akustik 1 secured to the ceiling with two holes and an M6 male fixing type (Type A)	30	23501
	Akustik 3 + Sylomer®30 Type A	Metal armor of the akustik 3 secured to the ceiling by an M6 screw and with a nut.	30	23503
	Akustik 4 + Sylomer®30 Type A	Metal armor of the Akustik 4 secured to the ceiling by an M6 screw.	30	23505
	Akustik Rapid + Sylomer®30 Type A	Metal armor of the Akustik rapid secured to the ceiling by an M6 screw.	30	23507
	Akustik Seguridad + Sylomer®30 Type A	Metal armor of the Akustik Safety secured to the ceiling by an M6 screw.	30	23508
	Akustik 1 + Sylomer®30 Type B	Metal armor of the Akustik 1 secured to the ceiling by a welded M6 nut.	30	23509
	Akustik 3 + Sylomer®30 Type B	Metal armor of the Akustik 3 secured to the ceiling by a welded M6 nut.	30	23511
	Akustik 4 + Sylomer®30 Type B	Metal armor of the Akustik 4 secured to the ceiling by a welded M6 nut.	30	23513
	Akustik Rapid + Sylomer®30 Type B	Metal armor of the Akustik Rapid secured to the ceiling by a welded M6 nut.	30	23515
	Akustik Safety + Sylomer®30 Type B	Metal armor of the Akustik Safety secured to the ceiling by a welded M6 nut.	30	23516

EP + Sylomer® Mounts: Montaż ścian



EP + Sylomer®: Range

Sylomer® 25

Description	Description Assembly Examples	(Kg.) Max Load on traction or compression	Ref.
 <p>EP +Sylomer TYPEB</p>		25	23701
<p>(Kg.) Max Load on traction or compression</p>  <p>EP +Sylomer TYPEA</p>			23703
<p>Description Assembly Examples</p>  <p>EP 400+Sylomer</p>			23705
 <p>EP 600 + Sylomer</p>			23707
 <p>EP 650+ Sylomer</p>			23709