
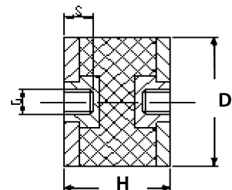
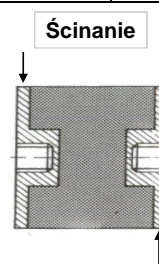
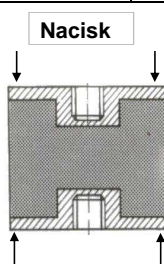


Typ C

NR - 55° 60° Shore



Nr Kat	Wymiar	Śruba Gwint	Nacisk	Ugięcie	Ścinanie	Ugięcie
	D/H		F (max)	S (max)	F (max)	S (max)
	mm		N	mm	N	mm
20-00095*	C 10/10	M4	96	1,6	12	1,2
20-00583*	C 15/15	M4	120	1,5	40	2,0
20-00360	C 20/20 40° Sh	M6				
20-01289*	C 20/20	M6	170	1,6	50	2,5
20-00584	C 20/25	M6	150	2,2	40	2,7
20-00362	C 20/30 40° Sh	M6				
20-00363	C 20/30	M6				
20-01291	C 25/20	M6	280	1,7	90	3,0
20-01292	C 25/25	M6	260	2,2	80	3,5
20-00475	C 30/25	M8	370	2,2	120	3,6
20-00356	C 30/28 40° Sh	M8				
20-00357	C 30/28 60° Sh	M8				
20-00110	C 30/30 40° Sh	M8				
20-01455*	C 30/30	M8	355	2,6	110	4,1
20-01075	C 30/35	M8	436	3,1	208	9,4
20-00358	C 30/36 40° Sh	M8				
20-00476	C 30/40	M8	429	3,6	208	10,9
20-00404	C 40/30 40° Sh	M8				
20-00551*	C 40/30	M8	700	2,7	250	5,2
20-00587	C 40/40	M8	650	3,9	250	7,4
20-00887	C 40/40 40° Sh	M8				
20-01456*	C 50/30	M10	1200	2,4	400	5,2
20-00116	C 50/35	M10	1150	2,9	400	6,4
20-00364	C 50/36 40° Sh	M10				
20-00669	C 50/36	M10				
20-00665	C 50/36 70° Sh	M10				
20-01457*	C 50/40	M10	1100	3,3	400	7,4
20-00366	C 50/42 40° Sh	M10				
20-01025	C 50/45	M10	1050	4,1	400	8,6
20-00368	C 50/48 40° Sh	M10				
20-01313*	C 50/50	M10	1050	4,9	400	9,7
20-00371	C 75/36 40° Sh	M12				
20-00121	C 75/40 40° Sh	M12				
20-01318	C 75/40	M12	2900	3,2	900	7,0
20-01541	C 75/45	M12				
20-00374	C 75/48 40° Sh	M12				
20-00123	C 75/50 40° Sh	M12				
20-01320	C 75/50	M12	2600	4,1	900	9,0
20-00125	C 75/55	M12	2400	4,6	900	10,1
20-01324	C 100/40	M16	6500	2,9	1500	5,6
20-00376	C 100/42 40° Sh	M16				
20-00378	C 100/48 40° Sh	M16				
20-00098	C 100/55 40° Sh	M16				
20-01325	C 100/55	M16	5100	4,9	1500	9,1
20-00387	C 140/60	M20				
20-02401	C 150/55	M16				



Inne wymiary na zapytanie

Pomoc Techniczna: tel.: 22-771-4687, tel. kom.: 664-219-805, e-mail: wibroszczel@o2.pl